

# THE LEVEL CONVERTER FOR YOUR BUSINESS



## **LC 30 | M-Bus/USB Level Converter** **Affordable consumption data acquisition with tried- and-tested quality**

Level converters are used to supply connected devices with electricity in an M-Bus system. The electricity requirement is counted in “standard loads”. MBS has decoupled the M-Bus/USB Level Converter LC 30 from its tried-and-tested standard gateway and now offers it as a stand-alone device. And what’s more, the well-established circuit element can’t be beaten on value.

# LC 30 | M-Bus/USB Level Converter

Affordable consumption data acquisition with tried-and-tested quality

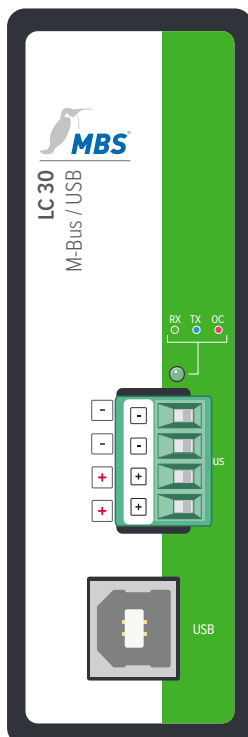
*Level converters are used to supply connected devices with electricity in an M-Bus system. The electricity requirement is counted in “standard loads”. MBS has decoupled the M-Bus/USB level converter from its tried-and-tested standard gateway and now offers it as a stand-alone device. And what’s more, the well-established circuit element can’t be beaten on value.*

## Each with 30 additional standard loads:

To expand the number of supported standard loads in an M-Bus system, the available systems often need to be expanded. The M-Bus/USB Level Converter LC 30 from MBS does just that. It is equipped with one M-Bus and one USB connection and is used where consumption data is read with M-Bus and needs to be transferred to an M-Bus master with a free USB port. Each device is designed for up to 30 standard loads of 1.5 mA each and therefore for a maximum of 30 counter units.

## There are two possible scenarios for use:

1. The M-Bus/USB Level Converter LC 30 can be connected to an MBS Gateway with a free USB port. With the additional, external level converters, the data of up to 30 counters can be read and transferred to other bus protocols via the gateway.
2. Further counters can be added to an existing building automation system. The M-Bus/USB Level Converter LC 30 can be connected to the free USB port of an existing DDC (a component for control and regulation tasks) or a building control system based on the M-Bus protocol. It then transfers the M-Bus data of these additional counters to the BA components.

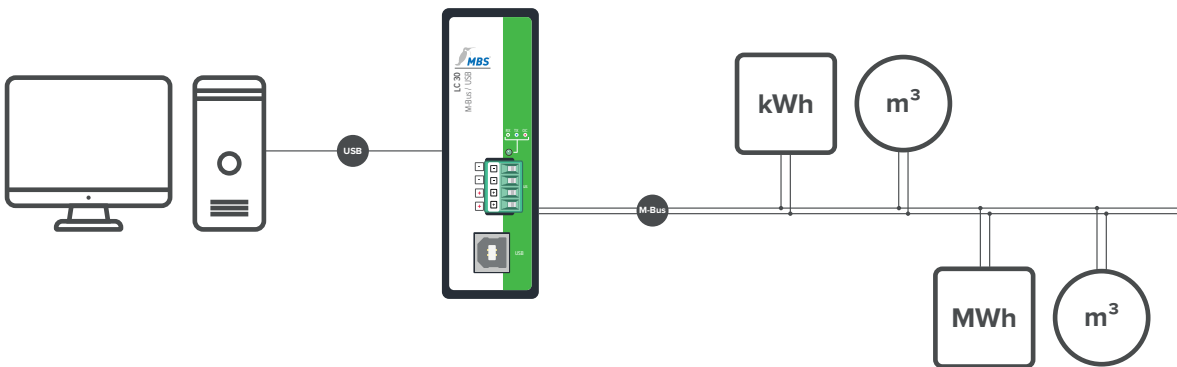


## Low effort, affordable price

The M-Bus/USB Level Converter LC 30 is a spin-off from the successful MBS gateway meaning no development work was required. As one of its components, it is tried-and-tested and proven to work extremely well. Equipped with its own casing, it is now available for all property operators looking to expand their M-Bus systems at a great price-performance ratio.

As an economical technology, the M-Bus is, as always, in high demand to transfer consumption data of all kinds of counters (electricity, gas, heat, water etc.) to BA components (building automation) or building control systems. Using a serial protocol and a polarised two-wire line, measured data from counters (slaves) is transferred to BA components or building control systems serving as masters. The bus supplies the end devices with the electricity necessary for communication, which is also known as standard load and equates to 1.5 mA.

## Application example:



## All the advantages at a glance:

- great price-performance ratio
- Rugged metal housing for use in harsh environments
- No Moving parts such as fans or similar



FAST  
INTEGRATION



MADE  
IN  
GERMANY  
MADE IN  
GERMANY



RUGGED  
DESIGN

# TECHNICAL DATA SHEET

## LC 30 | M-Bus/USB Level Converter

OEM

Based on our modularity, we develop and manufacture cost-effective and time-efficient solutions for you which are highly innovative and guarantee a secure investment. Take advantage of the expertise we have accumulated over more than 30 years and our experience of customer projects in various industries.

### PWR - Power / USB

Power supply: 5V through USB max. mA 600  
USB 2.0

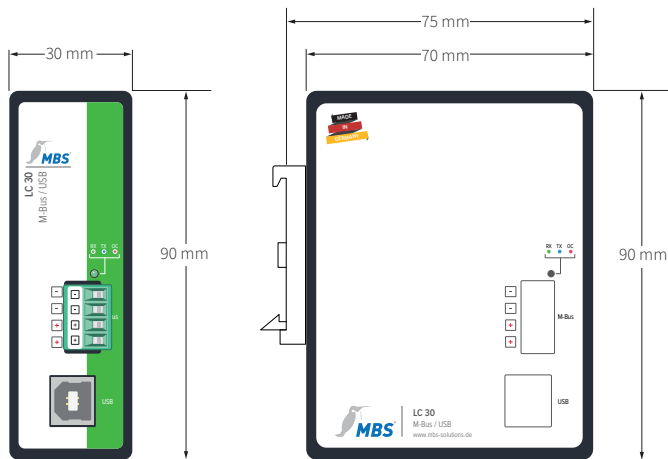
### LED

RX, TX, OC (Overcurrent)

### M-Bus

+ M-Bus connection  
+ M-Bus connection  
- M-Bus connection  
- M-Bus connection

Max. 30 standard loads (45 mA)  
Master mode



.info

Need help with commissioning?

Contact us!

+49 21 51 72 94-0  
vertrieb@mbs-solutions.de

### Specifications

**Power consumption:** 3 Watt

**Weight:** 215 grams

**Dimensions:** Height: 90 mm, width: 30 mm, depth: 70 mm (depth: 75 mm including DIN top-hat rail adapter)

**Ambient temperature:** 0...70°C

**Ambient humidity:** 30...95 per cent relative humidity, non-condensing

**Protection class:** IP20

**Assembly:** DIN-top-hat rail TS35 in accordance with EN60715

Imprint: **Managing Director:** Gerhard Memmen-Krüger, Nils-Gunnar Fritz  
**Register court:** Krefeld HRB 33 7, USt.-IdNr.: DE 120 148 529, Headquarters: Krefeld  
**Responsible for contents according to § 6 MDSIV:** Gerhard Memmen-Krüger, Nils-Gunnar Fritz

\*Specifications subject to change

